

IMPORTANT

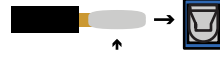
WIRING CONNECTION & INSTALLATION BEST PRACTICES



KEEP MODULES AWAY FROM HEAT SOURCES



MOUNT WITH LOGO FACING UP AND/OR OUT TO A SIDE



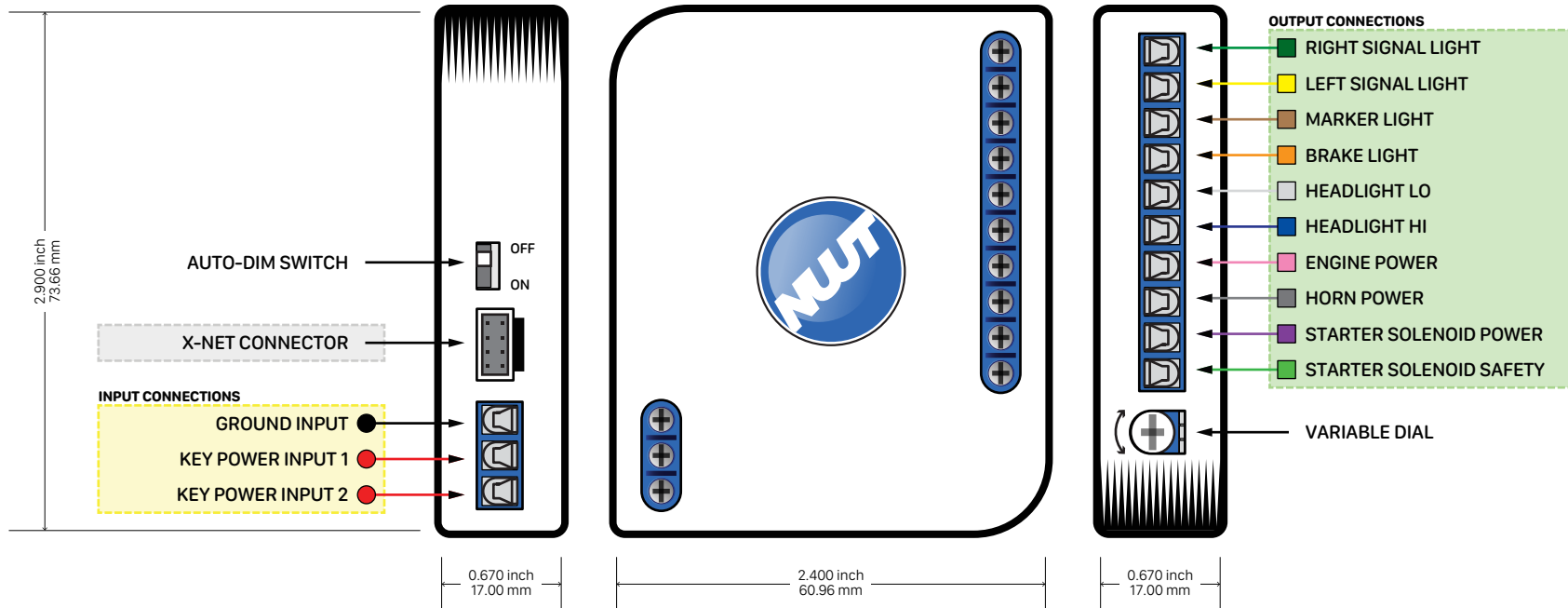
SOLDER WIRE TIPS BEFORE SECURING TO TERMINALS



TERMINALS SHOULD BE SNUG AND NOT OVER-TIGHTENED



PINOOTS AND DIMENSIONS



FOR CLARIFICATION AND ASSISTANCE TO YOUR SPECIFIC APPLICATION, OUR ENGINEERING TEAM WOULD BE GLAD TO ANSWER ALL YOUR QUESTIONS. INFO@NUUT.CA



IMPORTANT

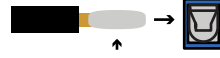
WIRING CONNECTION & INSTALLATION BEST PRACTICES



KEEP MODULES AWAY FROM HEAT SOURCES



MOUNT WITH LOGO FACING UP AND/OR OUT TO A SIDE



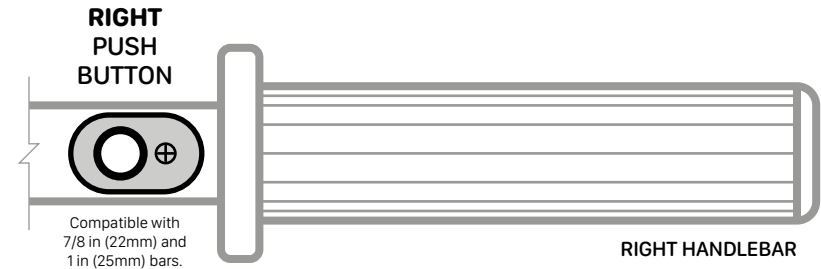
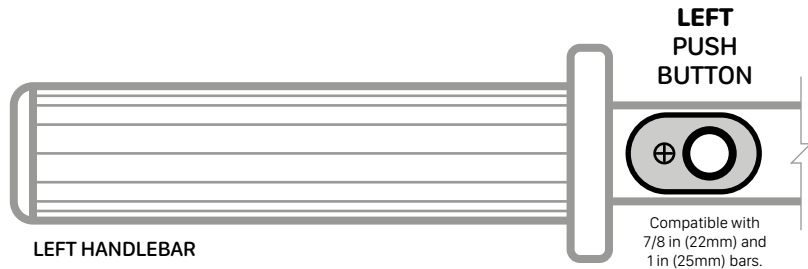
SOLDER WIRE TIPS BEFORE SECURING TO TERMINALS



TERMINALS SHOULD BE SNUG AND NOT OVER-TIGHTENED



BUTTON FUNCTIONS



LEFT TURN SIGNAL LIGHT 1 TAP ●

Push LEFT BUTTON once. Automatic timeout 3.5 minutes

HEADLIGHT HI/LO 2 TAPS ●●

2 quick push of LEFT BUTTON to toggle between HI and LO

HORN HOLD —

Press and hold LEFT BUTTON for HORN

● 1 TAP **RIGHT TURN SIGNAL LIGHT**

Push RIGHT BUTTON once. Automatic timeout 3.5 minutes

●● 2 TAPS **ENGINE POWER ON/OFF**

2 quick push of RIGHT BUTTON to toggle between ENGINE POWER ON and OFF

●●● 3 TAPS **HAZARD LIGHTS**

Quickly tap RIGHT BUTTON 3 times to toggle between ON/OFF

— HOLD **ENGINE START**

- ENGINE POWER must be ON
- CLUTCH must be ON

FOR CLARIFICATION AND ASSISTANCE TO YOUR SPECIFIC APPLICATION, OUR ENGINEERING TEAM WOULD BE GLAD TO ANSWER ALL YOUR QUESTIONS. INFO@NUUT.CA



IMPORTANT

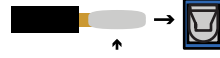
WIRING CONNECTION & INSTALLATION BEST PRACTICES



KEEP MODULES AWAY FROM HEAT SOURCES



MOUNT WITH LOGO FACING UP AND/OR OUT TO A SIDE



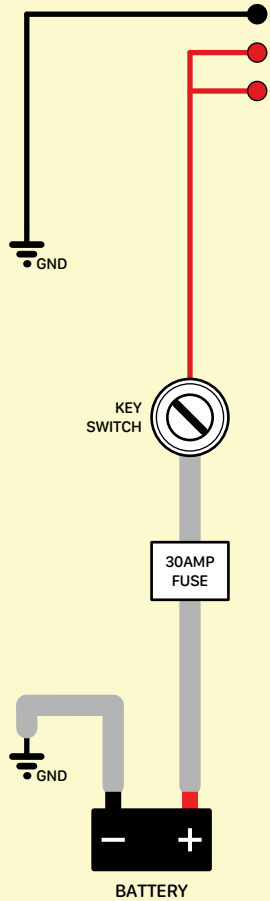
SOLDER WIRE TIPS BEFORE SECURING TO TERMINALS



TERMINALS SHOULD BE SNUG AND NOT OVER-TIGHTENED

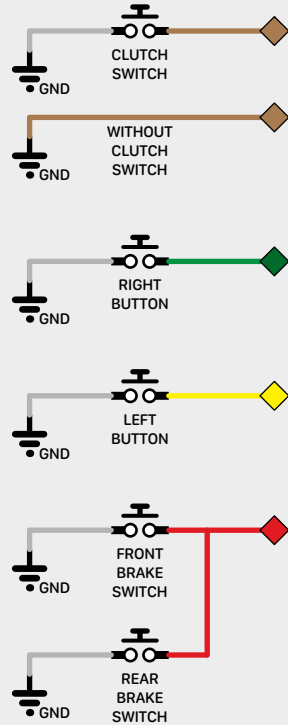


INPUT CONNECTIONS



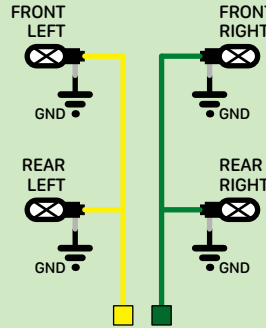
X-NET CONNECTIONS

X-NET CONNECTOR

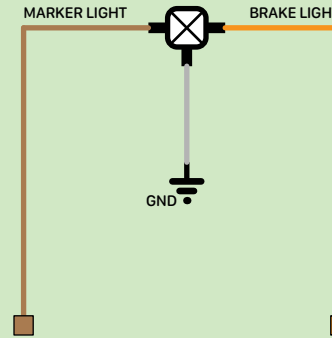


OUTPUT CONNECTIONS

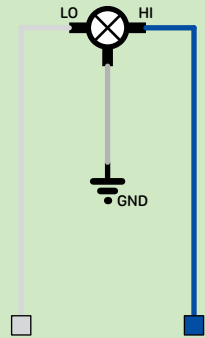
TURN SIGNALS



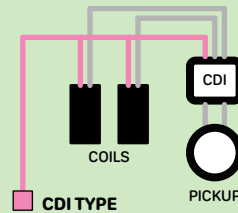
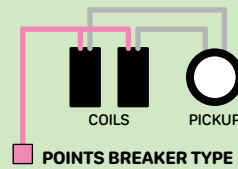
TAILLIGHT



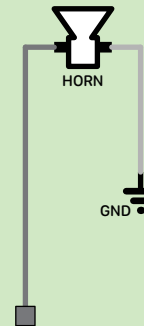
HEADLIGHT



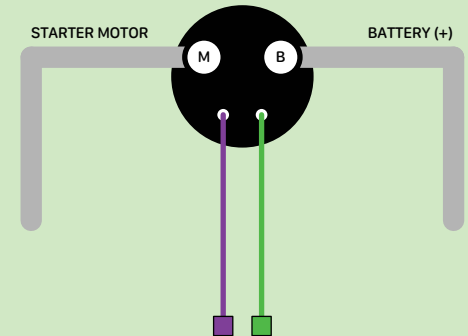
ENGINE POWER (POINTS BEAKER OR CDI TYPE)



HORN



STARTER SOLENOID



FOR CLARIFICATION AND ASSISTANCE TO YOUR SPECIFIC APPLICATION, OUR ENGINEERING TEAM WOULD BE GLAD TO ANSWER ALL YOUR QUESTIONS. INFO@NUUT.CA

